

Summit Brick Company manufactures our products from 100% genuine clay that is of the earth and for the earth. This brochure has been produced to replicate the actual brick. Printing and photographic techniques can alter the perception of the physical product. It is highly recommended to obtain a sample of Summit Brick Company before placing an order. These samples are best viewed in the environment that the brick will be applied.

Please don't hesitate to contact us if you would like information on pricing, product availability, how to purchase or any questions you may have on clay brick masonry. We would be happy to assist you in the design of your project. Thank you for choosing Summit Brick!

800.728.8278

[summitbrick.com](http://summitbrick.com)



*Inspiring Architectural Elegance...*





# 1902

In 1902, **Summit Brick Company** began its journey to provide the **communities** we live in with a product that is **of the earth and for the earth**. We are one of the few remaining family owned and operated (fourth generation) brick manufacturers in the United States. Summit Brick is a **leading supplier** of both **commercial** and **residential** projects, supplying material across North America. **We invite you** to explore our collection of brick made exclusively from the **highest quality Rocky Mountain clays**.

Quality... Service... Passion... Integrity... Excellence...

Thank you for choosing Summit Brick!



Face Brick



Thin Brick



Uniwall Brick



Paving Brick






Brown Hall  
Colorado School of Mines  
Custom Blend



Children's Hospital Colorado  
Aurora, Colorado  
Custom Blend



One City Block  
Denver, Colorado  
Custom Blend



Science Building  
Texas Woman's University  
Custom Blend



Jennie Smoly Caruthers Biotechnology Building  
University of Colorado  
Custom Blend





Imagination - Style - Elegance





Classic - Rustic - Timeless



Black Diamond

Modern - Cutting Edge - Contemporary



Black Diamond





## Face Brick

Face brick manufactured by Summit Brick Company meets or

exceeds ASTM C216, Type FBS, Grade SW. Type FBX is available upon request. All tumbled face brick meet ASTM Type FBA, Grade SW.

### Lakewood Plant

Custom Blending - Tumbling - Rockfacing - Special Shapes - Thin Brick



Victorian



Alpine Chateau



Chicago



Lakewood St Charles



Lakewood Light Pewter



Teton Gray



Lakewood Misty Gray



Sierra



Frosted Pewter



Light Gray



Smokey Mountain



Blueridge



Basalt



Dark Gray



Lakewood Dark Pewter



Light Buff




Medium Buff



Dark Buff



Bamboo




Cork




Frosted Rose



Timberline



Desert Rose



Morning Sage



San Juan Blend



Old Style




Old Denver



Canyon Rose



Apache



Evening Sage






## Face Brick

Face brick manufactured by Summit Brick Company meets or


exceeds ASTM C216, Type FBS, Grade SW. Type FBX is available upon request. All tumbled face brick meet ASTM Type FBA, Grade SW.

### Lakewood Plant


Custom Blending - Tumbling - Rockfacing - Special Shapes - Thin Brick




Light Red



Primrose




Pink




Medium Red




Belcaro




Mountain Rose



Red




Lodo



Blake Street




Wellshire



Cherry Creek



Highlands



Country Club




Antique




Valley Forge



Old Sanford




Plum




Landmark




Lakewood Sheffield



Burgundy




Adamello



Garden Blend




Yorktown




Brownstone




Regency Gold



Ivy League




Market Street



Lakewood Chestnut



Frontier



Harvest Brown





# Face Brick

Face brick manufactured by Summit Brick Company meets or


exceeds ASTM C216, Type FBS, Grade SW. Type FBX is available upon request. All tumbled face brick meet ASTM Type FBA, Grade SW.

## Lakewood Plant

Custom Blending - Tumbling - Rockfacing - Special Shapes - Thin Brick



Steel City




Espresso



Iron Mountain



Ebony



Graphite



Onyx



Black Diamond



Black Pearl



Black Diamond

## Lakewood Plant - Technical Data

### Size Stock Key (Letter Indicates Availability)

A	Normal Stock Size - Many Colors Available (Not all colors are stock colors, please see price list)
B	Special Order - May Be in Stock in Certain Colors, Check Availability
C	Special Order - Rarely in Stock, Check Availability

Due to our high quality standards and large selection of clay colors, not all colors are available in all sizes. Please contact your representative if you have a question of color and size availability.

### Facebrick (Veneer)

Nominal Size (Inches)	Actual Size (Inches)	Stock Key	Name of Brick Size	Number Per Square Foot	Approximate Weight*	Number Per Bundle	Number Per Pack	Minimum Order Quantity**
4 x 2.6 x 8	3 5/8 x 2 1/4 x 7 5/8	A	Modular	6.86	3.55	500	100	40,000
4 x 2.6 x 8	3 5/8 x 2 1/4 x 8	B	8" Modular	6.50	3.65	500	100	40,000
4 x 2.6 x 8	3 5/8 x 2 1/4 x 8	B	Modular Solid	6.86	4.80	500	100	40,000
4 x 2.6 x 8	4 x 2 1/4 x 8	C	4 x 8 Solid	6.50	5.50	500	100	40,000
4 x 3 x 8	3 5/8 x 2 5/8 x 7 5/8	C	Pacific Modular	6.00	4.25	420	84	40,000
4 x 3.2 x 8	3 5/8 x 2 3/4 x 7 5/8	C	Engineer Modular	5.63	4.45	420	84	35,000
4 x 4 x 8	3 5/8 x 3 3/8 x 7 5/8	C	Utility Modular (Closure)	4.50	5.50	305	61	25,000

### Thin Brick (Thin Veneer)

Nominal Size (Inches)	Actual Size (Inches)	Stock Key	Name of Brick Size	Number Per Square Foot	Approximate Weight*	Number Per Bundle	Number Per Pack	Minimum Order Quantity**
.5 x 2.6 x 8	1/2 x 2 1/4 x 7 5/8	A	Modular Thin Brick	6.86	0.72	2500	50/box	50/box
.5 x 4 x 2.6 x 8	1/2 x 3 3/8 x 2 1/4 x 7 5/8	A	Modular Thin Brick Corner	5 per LF	1.20	1250	25/box	25/box

Additional sizes and thicknesses are available in thin brick. Please contact your representative for availability.

\* Weights are approximate. Please contact plant for weight of units from order-specific production runs for shipment purposes.

\*\* Minimum Order Quantities are for production of non-stock items. All non-stock items require an order signature verifying the customer will pay for the full production amount ordered.



Graphite and Dark Gray





## Face Brick

Face brick manufactured by Summit Brick Company meets or

exceeds ASTM C216, Type FBS, Grade SW. Type FBX is available upon request. All tumbled face brick meet ASTM Type FBA, Grade SW.

### Pueblo Plant

Custom Blending • Tumbling • Special Shapes • Thin Brick



Alaskan



Las Cruces



Thistledown



Nepal



Dove



Pueblo Misty



Pueblo St Charles



Concorde



Cottonwood



Dakota



Twilight



Pueblo Pewter



Fawn



Ginger



Alamo



London Mist



Winter Sky



Pebble Gray



Cherry Bloom



Autumn Ash




Matterhorn



Ashland



Questa




Heirloom




Alameda



Montgomery




Inverness



Mount Vernon



Old Aspen



Cimmaron





## Face Brick

Face brick manufactured by Summit Brick Company meets or

exceeds ASTM C216, Type FBS, Grade SW. Type FBX is available upon request. All tumbled face brick meet ASTM Type FBA, Grade SW.

### Pueblo Plant

Custom Blending • Tumbling • Special Shapes • Thin Brick



Empire Gold




Cotto Stone




Walden



Del Rio



Bonfire



Pueblo Chestnut




Morocco



Charleston




Marsh Gray



Sunset Red



Heritage Hills



Summerfield




Ironside



Lexington



Savannah




Inca



Inca Ironspot



Cherokee



Redstone




Anaconda



Brookfield



Academy



Waterfront



Coronado




Sonoma Sunset




Buckskin



Black Canyon



Crimson Shadow



Cedar Ridge



Pueblo Sheffield





Face Brick


Face brick manufactured by Summit Brick Company meets or

exceeds ASTM C216, Type FBS, Grade SW. Type FBX is available upon request. All tumbled face brick meet ASTM Type TBA, Grade SW.

Pueblo Plant



Nutmeg



Charcoal Ironspot



Andiron

Pueblo Plant - Technical Data

Size Stock Key (Letter Indicates Availability)

A	Normal Stock Size - Many Colors Available (Not all colors are stock colors, please see price list)
B	Special Order - May Be in Stock in Certain Colors, Check Availability
C	Special Order - Rarely in Stock, Check Availability

Due to our high quality standards and large selection of day colors, not all colors are available in all sizes. Please contact your representative if you have a question of color and size availability.

Facebrick (Veneer)

Nominal Size (Inches)	Actual Size (Inches)	Stock Key	Name of Brick Size	Number Per Square Foot	Approximate Weight*	Number Per Bundle	Number Per Pack	Minimum Order Quantity**
4 x 2.6 x 8	3 9/16 x 2 1/4 x 7 9/16	A	Modular	6.86	3.50	500	100	40,000
4 x 2.6 x 8	3 9/16 x 2 1/4 x 8	B	8" Modular	6.50	3.60	500	100	40,000
4 x 3 x 8	3 1/2 x 2 1/2 x 7 1/2	C	Pacific Standard	6.00	4.70	430	86	40,000
4 x 3.2 x 8	3 9/16 x 2 3/4 x 7 9/16	C	Engineer Modular	5.63	4.30	420	84	35,000
4 x 4 x 8	3 9/16 x 3 9/16 x 7 9/16	B	Utility Modular (Closure)	4.50	5.20	300	60	25,000
4 x 8 x 8	3 1/2 x 7 1/2 x 7 1/2	C	Triple Brick	2.25	12.60	180	N/A - Pallet	14,000
3 x 3.2 x 9	2 7/8 x 2 3/4 x 8 5/8	A	Queen	5.00	3.85	380	95	40,000
3 x 3.2 x 10	2 7/8 x 2 3/4 x 9 5/8	C	Engineer King	4.50	4.60	380	95	35,000
3 x 3.2 x 12	2 7/8 x 2 3/4 x 11 5/8	C	Engineer Economy	3.75	6.00	285	95	20,000
3 x 4 x 12	2 7/8 x 3 9/16 x 11 9/16	C	Utility Economy	3.00	6.90	225	75	20,000
4 x 2.6 x 12	3 9/16 x 2 1/4 x 11 9/16	B	Norman	4.50	5.20	300	100	33,000
4 x 3.2 x 12	3 9/16 x 2 3/4 x 11 9/16	C	Engineer Norman	3.75	7.00	231	77	33,000
4 x 4 x 12	3 9/16 x 3 9/16 x 11 9/16	B	Utility Norman (Utility)	3.00	7.80	180	60	20,000
4 x 2.6 x 16	3 9/16 x 2 1/4 x 15 9/16	C	Super 16" Norman	3.43	6.35	280	N/A - Pallet	26,000
4 x 4 x 16	3 9/16 x 3 9/16 x 15 9/16	C	Super Four Inch	2.25	11.20	180	N/A - Pallet	10,000
4 x 8 x 16	3 1/2 x 7 1/2 x 15 1/2	C	Meridian	1.13	21.80	90	N/A - Pallet	7,000

Thin Brick (Thin Veneer)

Nominal Size (Inches)	Actual Size (Inches)	Stock Key	Name of Brick Size	Number Per Square Foot	Approximate Weight*	Number Per Bundle	Number Per Pack	Minimum Order Quantity**
.5 x 2.6 x 8	1 1/2 x 2 1/4 x 7 9/16	A	Profile (Thin Brick)	6.86	0.72	2500	50/box	50/box
.5 x 4 x 2.6 x 8	1 1/2 x 3 9/16 x 2 1/4 x 7 9/16	A	Profile Corner (Thin Brick Corner)	5 per LF	1.20	1250	25/box	25/box

Additional sizes and thicknesses are available in thin brick. Please contact your representative for availability.

Paving Brick

Nominal Size (Inches)	Actual Size (Inches)	Stock Key	Name of Brick Size	Number Per Square Foot	Approximate Weight*	Number Per Bundle	Number Per Pack	Minimum Order Quantity**
2 x 4 x 8	2 1/4 x 3 5/8 x 7 5/8	B	Modular Paver	5.20	4.80	500	100	40,000
2 x 4 x 8	2 1/4 x 4 x 8	A	4 x 8 Paver/ 4 x 8 Lugged Paver	4.50	5.20	445	89	40,000
1.5 x 4 x 8	1 1/2 x 4 x 8	A	4 x 8 Thick Split Paver	4.50	3.70	635	127	40,000
2 x 4 x 8	2 1/8 x 4 x 8	C	4 x 8 Permeable Paver	4.50	5.20	445	89	40,000
3 x 4 x 8	2 5/8 x 4 x 8	C	4 x 8 Heavy Vehicular Paver	4.50	6.30	370	74	40,000

Uniwall Brick (Structural Brick)

Nominal Size (Inches)	Actual Size (Inches)	Stock Key	Name of Brick Size	Number Per Square Foot	Approximate Weight*	Number Per Bundle	Number Per Pack	Minimum Order Quantity**
4 x 3.2 x 9	4 1/16 x 2 3/4 x 8 9/16	B	Super Queen Uniwall	5.00	5.30	272	68	32,000
6 x 4 x 12	5 9/16 x 3 9/16 x 11 9/16	C	Six Inch Uniwall	3.00	11.60	135	N/A - Pallet	15,000
8 x 4 x 12	7 9/16 x 3 9/16 x 11 9/16	C	Eight Inch Uniwall	3.00	16.60	117	N/A - Pallet	10,000
6 x 4 x 16	5 9/16 x 3 9/16 x 15 9/16	C	Super Six Inch Uniwall	2.25	14.90	126	N/A - Pallet	10,000
8 x 4 x 16	7 9/16 x 3 9/16 x 15 9/16	B	Super Eight Inch Uniwall	2.25	19.60	90	N/A - Pallet	10,000

\* Weights are approximate. Please contact plant for weight of units from order-specific production runs for shipment purposes.

\*\* Minimum Order Quantities are for production of non-stock items. All non-stock items require an order signature verifying the customer will pay for the full production amount ordered.







Fire Station 8  
Colorado Springs, Colorado  
Inca and Ginger





## Thin Brick

Thin brick manufactured by Summit Brick Company meets or

exceeds ASTM C1088, Type TBS, Grade SW. Type TBX is available upon request. All tumbled thin brick meet ASTM Type TBA, Grade SW.

### Stock Items

Any Face Brick Color is Available in a Thin Brick

Custom Blending - Tumbling - Custom Thickness Available - Oversize Thin Brick Available In Select Colors by Special Order



Pueblo Misty



Cottonwood



Alameda



Morocco



Charleston




Ironside



Lexington



Savannah



Inca



Anaconda



Brookfield




Pueblo Sheffield Antique



Coronado




Belcaro



Lodo




Wellshire




Cherry Creek



Highlands



Country Club



Landmark



Highlands



# Paving Brick

Light traffic paving brick manufactured by Summit Brick Company meets or exceeds ASTM C902, Class SX, Type 1, Application PS.

Heavy vehicular paving brick manufactured by Summit Brick Company meets or exceeds ASTM C1272, Type F, Application PS.

Custom Blending - Tumbling - Select Colors Not Seen Here are Available by Special Order



Desert Mirage




Iron Oxide



Wheatridge



Taupe Stone



Pasadena




Sandia




Coronado



Academy



Plaza



Inca



Summit Brick Company is a proud supporter and member of the USGBC. Summit Brick is committed to offering a sustainable and green product as we help build our communities for our future generations.



Sunset Red




Cedar Ridge



Jamestown



Flint



Plaza Classic





## Pueblo Plant - Colors Available in both Uniwall and Oversize Facebrick Units



Alaskan



Thistledown



Fawn




Pueblo Misty




Cottonwood



Cherry Bloom



Sunset Red



Inca




Inca Ironspot



Academy



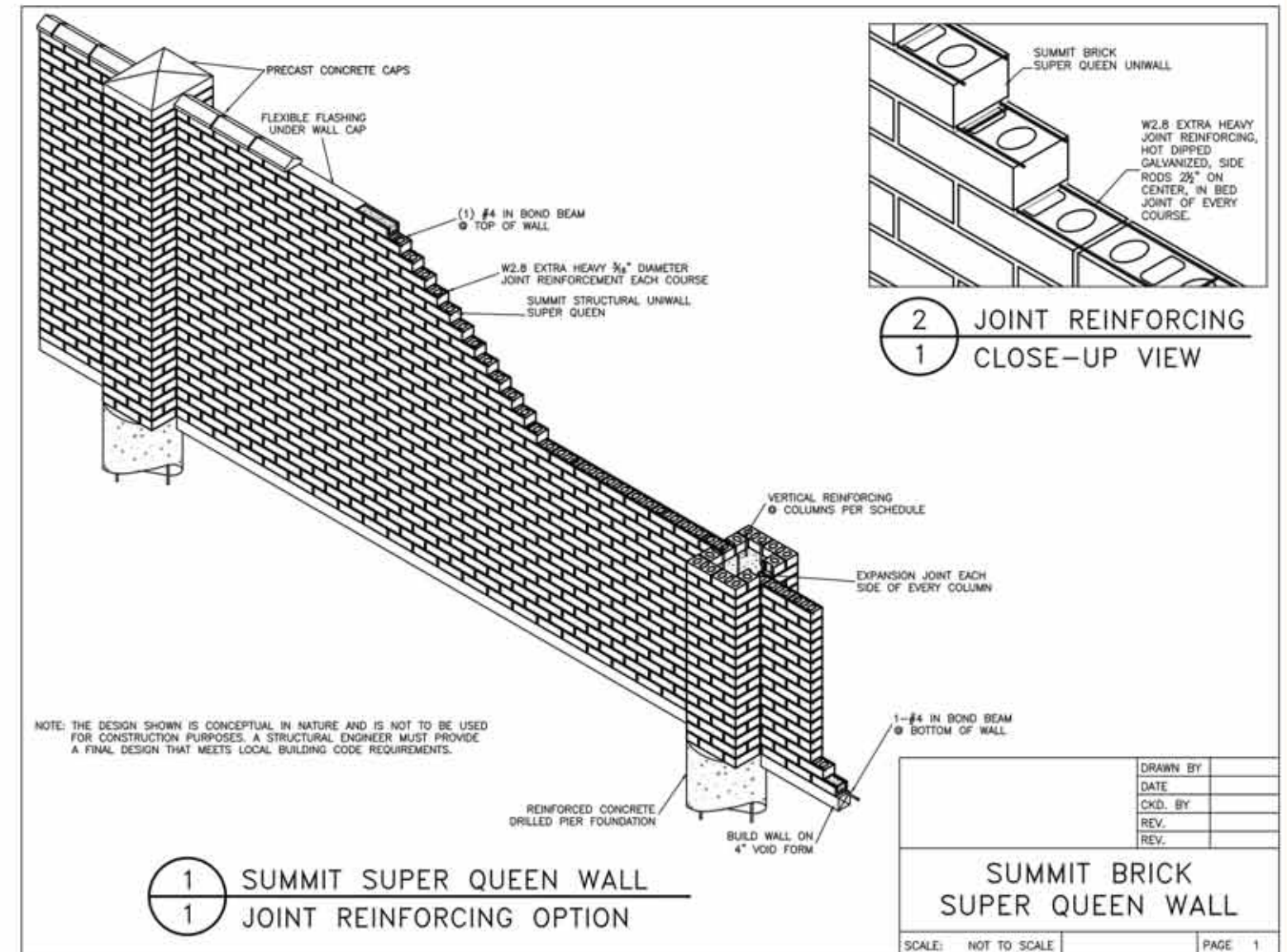
Pueblo Sheffield Antique



Charcoal Ironspot

Durable - Sustainable - Proven

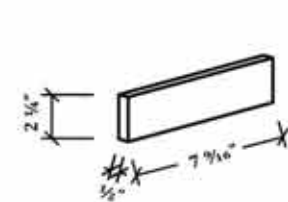
Structural - Reinforceable - Custom Blending - Excellent for Sound Barrier and Privacy Walls



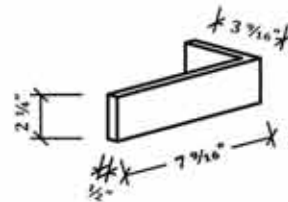
Montgomery



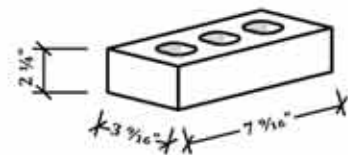
**Pueblo Plant Facebrick**



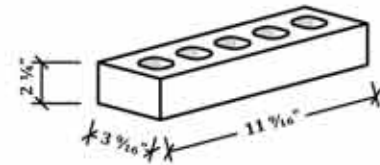
Pueblo Plant  
Thin Brick



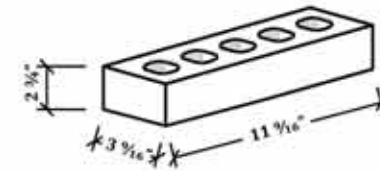
Pueblo Plant  
Thin Brick Corner



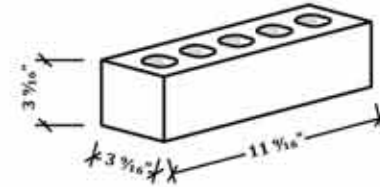
Pueblo Plant  
Modular



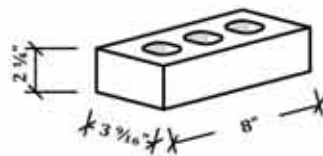
Pueblo Plant  
Norman



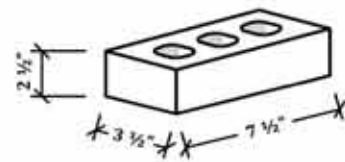
Pueblo Plant  
Engineer Norman



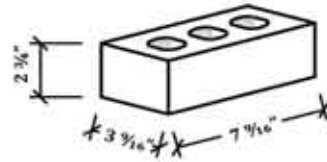
Pueblo Plant  
Utility Norman  
(4x4x12)



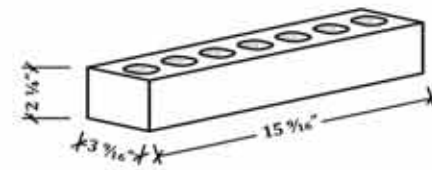
Pueblo Plant  
Eight Inch Modular



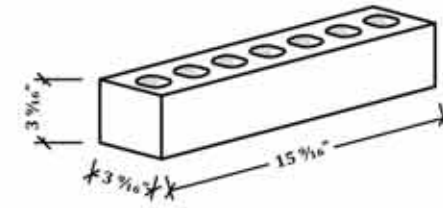
Pueblo Plant  
Pacific Standard



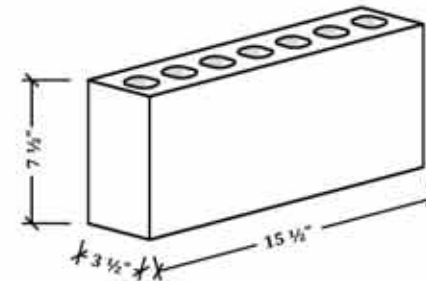
Pueblo Plant  
Engineer Modular



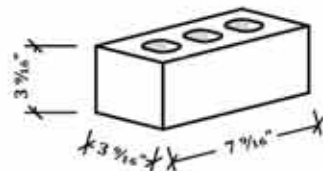
Pueblo Plant  
Super Sixteen Inch Norman



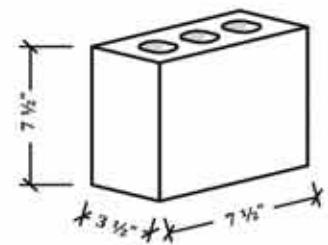
Pueblo Plant  
Super Four Inch  
(4x4x16)



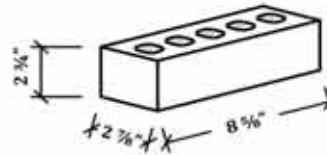
Pueblo Plant  
Meridian  
(4x8x16)



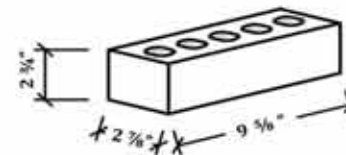
Pueblo Plant  
Closure  
(4x4x8)



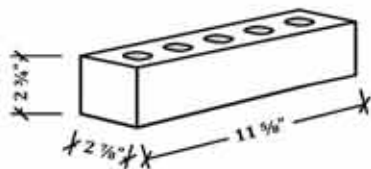
Pueblo Plant  
Triple Brick



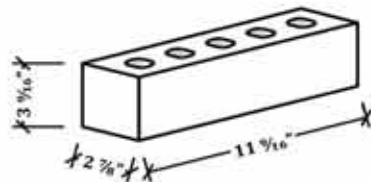
Pueblo Plant  
Queensize



Pueblo Plant  
Kingsize



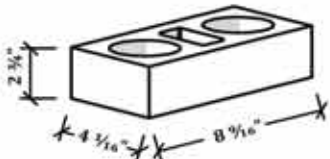
Pueblo Plant  
Engineer Economy  
(3x3x12)



Pueblo Plant  
Utility Economy  
(3x4x12)

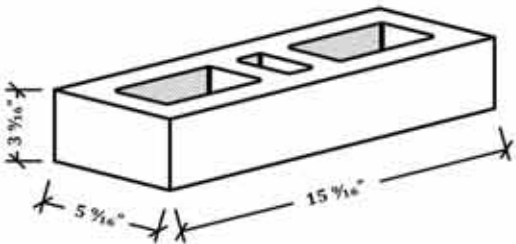
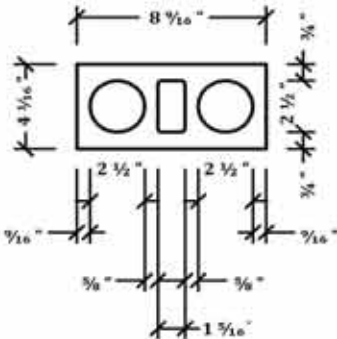


Pueblo Plant Uniwall



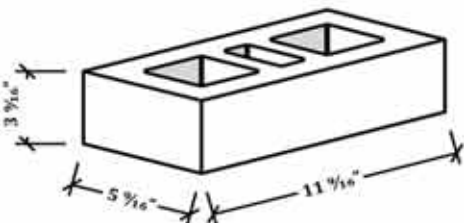
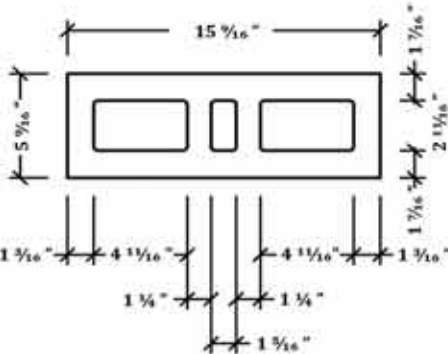
Pueblo Plant  
Super Queen Uniwall

TOP VIEW



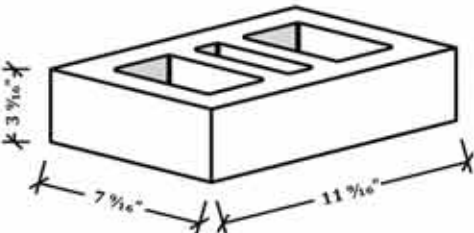
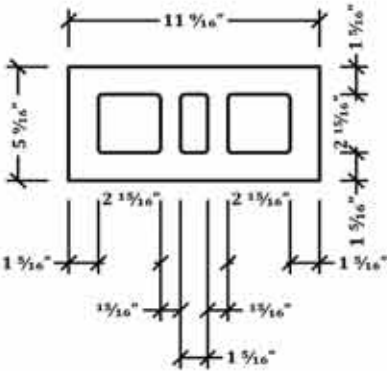
Pueblo Plant  
Super Six Inch Uniwall

TOP VIEW



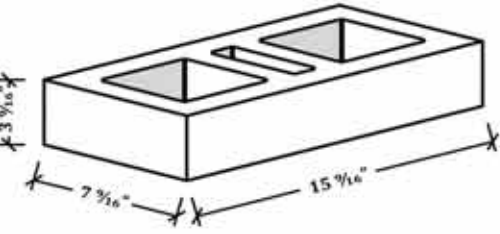
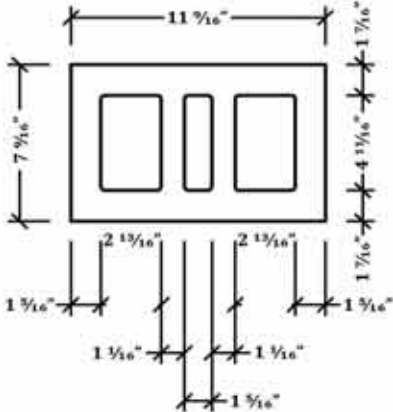
Pueblo Plant  
Six Inch Uniwall

TOP VIEW



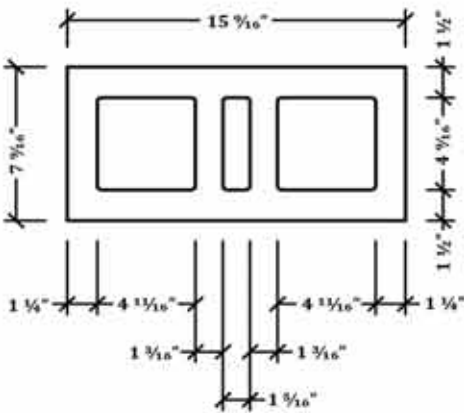
Pueblo Plant  
Eight Inch Uniwall

TOP VIEW



Pueblo Plant  
Super Eight Inch Uniwall


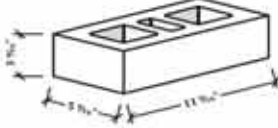
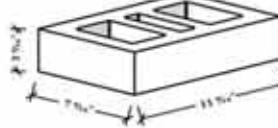
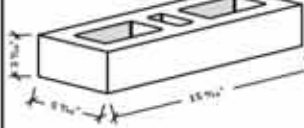

TOP VIEW



- Dimensions are specified by width (thru-the-wall), height and length.
- Order brick by name, color, texture and size. Please provide plant ID number when available.
- Uniwall indicates coring designed for vertical reinforcing. Uniwall units are only available at the Pueblo plant.

- Due to variations in the manufacturing process and coring, there can be no guarantee that everything shown is exact.
- Core sizes shown here are the maximum size that will be found in a production run for engineering purposes.
- The core sizes may vary within a run but will not be larger than the sizes shown here.
- Please don't hesitate to contact the plants in you have any questions on coring or sizing.
- All of the clay brick manufactured at Summit Brick Company meet current ASTM standards and have a Severe Weather Rating.

Technical Data Sheet - Uniwall (Structural) Clay Brick

	Standard Brick Sizes (Approx.) WxHxL Inches	Conversions (Approx.) WxHxL mm	Coverage (Approx.) m <sup>2</sup> / ft <sup>2</sup>	Avg. Weight Per Brick (Approx.)* kg / lbs	Pieces Per Pallet (Super Queen not on pallets)	Estimated Pallet Weight in kg / lbs
 Pueblo Plant Super Queen Uniwall	4 1/16 x 2 3/4 x 8 9/16	105 x 70 x 220	53.8 / 5	2.4 / 5.3	272 units/ Bundle 68 units/ Pack	654 / 1442
 Pueblo Plant Six Inch Uniwall	5 9/16 x 3 9/16 x 11 9/16	141 x 90 x 295	32.3 / 3	5.3 / 11.6	135 units	710 / 1566
 Pueblo Plant Eight Inch Uniwall	7 9/16 x 3 9/16 x 11 9/16	192 x 90 x 295	32.3 / 3	7.5 / 16.6	117 units	881 / 1942
 Pueblo Plant Super Six Inch Uniwall	5 9/16 x 3 9/16 x 15 9/16	141 x 90 x 395	24.2 / 2.25	6.8 / 14.9	126 units	851 / 1877
 Pueblo Plant Super Eight Inch Uniwall	7 9/16 x 3 9/16 x 15 9/16	192 x 90 x 395	24.2 / 2.25	8.9 / 19.6	90 units	800 / 1764

\*Weights are approximate. Please contact plant for weight of order-specific product run for shipment purposes.

Sound Transmission Class: 45 db for all brick with 3 5/8" (92mm) width.

44 db for queen size with 2 7/8" (73mm) width

Fire Rating (Non Combustible): 1 hour for all brick with 3 1/2" (90mm) width or greater.

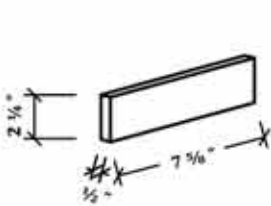
1/2 hour for any brick with 3 1/8" (80mm) width or smaller

Thermal Resistance (RSI/R): 0.19 for all brick with 3 5/8" (92mm) width

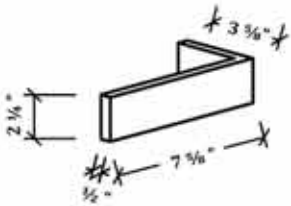
0.14 for queen size with 2 7/8" (73mm) width



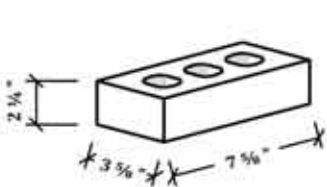
Lakewood Plant Facebrick



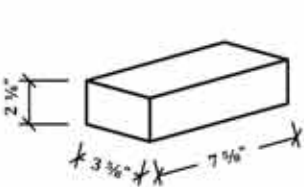
Lakewood Plant  
Thin Brick



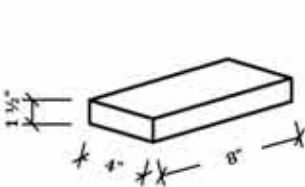
Lakewood Plant  
Thin Brick Corner



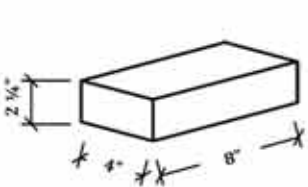
Lakewood Plant  
Modular



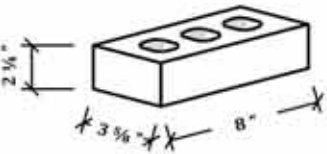
Pueblo Plant  
Modular Paver



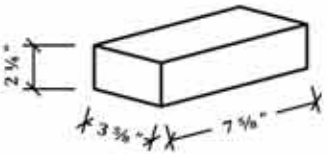
Pueblo Plant  
Thick Split 4 x 8 Paver



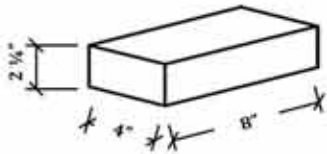
Pueblo Plant  
4 x 8 Paver



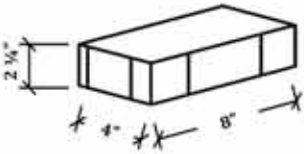
Lakewood Plant  
Eight Inch Modular



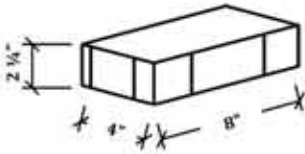
Lakewood Plant  
Modular Solid



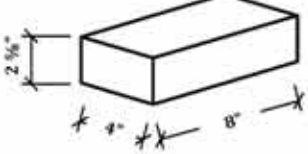
Lakewood Plant  
4 x 8 Solid



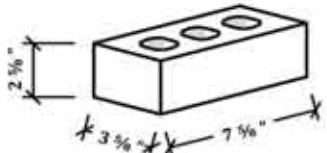
Pueblo Plant  
4 x 8 Lugged Paver



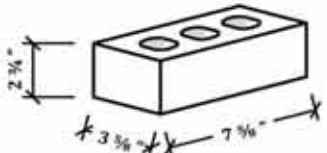
Pueblo Plant  
4 x 8 Permeable Paver



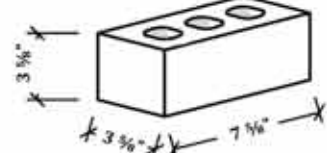
Pueblo Plant  
4 x 8 Heavy Vehicular Paver



Lakewood Plant  
Pacific Modular



Lakewood Plant  
Engineer Modular



Lakewood Plant  
Closure  
(4x4x8)







# Shapes, Textures and Reprocessing

Custom Shapes - Custom Coring - Custom Blending - Custom Textures Available - Any Face Brick Color is Available in a Thin Brick - Tumbling


Custom Thin Brick Thickness Available - Waxing - Oversize Thin Brick Available In Select Colors by Special Order - Rockfacing



Sunset Red Smooth



Sunset Red Smooth Ironspot



Sunset Red Grain


**Textures** - Textures and manganese specs can have an impact on the aesthetics of a clay brick. The more texture present on a brick, the more shadows that will be present as well creating a slightly darker tint. Adding a manganese spec can also darken the brick. The brick above represent this effect.

Industry nomenclature varies from region to region so please don't hesitate to contact us if you have any questions regarding a texture or size. An example is a grain texture may also be called a wirecut or a velour depending upon the region.

Textures available are as follows: Smooth Texture, Smooth with Distressed Face, Grain (Wirecut, Velour), Treebark (Bark), Brocade (Reverse Roll), Vertical Scratch (Matt), Rustic Vertical Scratch (Rug), Sanded, Batted Edge, Worm Roll (Face Indentations), Manganese Spec on Face, Manganese Spec in Body, Tumbled, Simulated Green Tumbled



Summerfield Grain



Summerfield Smooth

Grain vs smooth in a flashed brick such as the Summerfield can create a vastly different look and feel using the same colors. The flashing is less pronounced on a brick with more texture. Texture and size also can affect the overall flashing pattern of a brick.

**Shapes** - Shapes are available by special order and every shape is custom designed and manufactured. Send our production team your shape renderings and we will create a production drawing. Shapes must be approved by our team before manufacturing will begin. We are more than happy to assist you in coming up with ideas and renderings.

**Blending** - Both of our plants specialize in blending. This allows you to create a customized look or the ability to match an existing project. Our production team has created thousands of blends and can work with you on the percentages to get the perfect blend for your project. The Jennie Smoly Caruthers Biotechnology Building (University of Colorado, Boulder) is a nine-way blend from our Lakewood plant and utilizes both straight edge and tumbled brick. The design team wanted to simulate natural stone and achieved this look by working closely with our production team to create the custom blend. This saved the the project over 2 million dollars due to the cost savings of using brick rather than natural stone.

**Rockfacing** - Rockfacing creates a chiseled face on the brick but require smaller coring to achieve this texture. Rockfacing is only available in modular size and by special order. Blend 1 and Blend 2 shown here are both stock items at the Lakewood plant.



Rockface Blend 1



Rockface Blend 2



The Landmark  
Denver, Colorado  
Landmark



Belcaro



Scottish Rite Valley of Chicago  
Midwest Masonry  
Bloomington, Illinois  
Custom Blend





1515 Wynkoop  
Denver, Colorado  
Bonfire



The Rock  
Lakewood, Colorado  
Belcaro



1515 Wynkoop  
Denver, Colorado  
Bonfire



*Inspiring Architectural Elegance...*



Summit Brick Company manufactures our products from 100% genuine clay that is of the earth and for the earth. This brochure has been produced to replicate the actual brick. Printing and photographic techniques can alter the perception of the physical product. It is highly recommended to obtain a sample of Summit Brick Company before placing an order. These samples are best viewed in the environment that the brick will be applied.

Please don't hesitate to contact us if you would like information on pricing, product availability, how to purchase or any questions you may have on clay brick masonry. We would be happy to assist you in the design of your project. Thank you for choosing Summit Brick!

800.728.8278

[summitbrick.com](http://summitbrick.com)

